



## INTERNATIONAL APPLICATION PUBLISHED UNDER THE PATENT COOPERATION TREATY (PCT)

(51) International Patent Classification <sup>6</sup> : <b>A61K 31/785</b>	<b>A1</b>	(11) International Publication Number: <b>WO 98/57652</b> (43) International Publication Date: 23 December 1998 (23.12.98)								
<p>(21) International Application Number: PCT/US98/12422</p> <p>(22) International Filing Date: 15 June 1998 (15.06.98)</p> <p>(30) Priority Data:</p> <table border="0"> <tr> <td>08/878,422</td> <td>18 June 1997 (18.06.97)</td> <td>US</td> </tr> <tr> <td>08/927,247</td> <td>11 September 1997 (11.09.97)</td> <td>US</td> </tr> <tr> <td>08/979,096</td> <td>26 November 1997 (26.11.97)</td> <td>US</td> </tr> </table> <p>(71) Applicant: GELTEX PHARMACEUTICALS, INC. [US/US]; 9 Fourth Avenue, Waltham, MA 02154 (US).</p> <p>(72) Inventors: HOLMES-FARLEY, Stephen, Randall; 20 Norfolk Road, Arlington, MA 02174 (US). MANDEVILLE, W. Harry, III; 7 Pillings Pond Road, Lynnfield, MA 01940 (US). BURKE, Steven, K.; 82 Willis Road, Sudbury, MA 01776 (US). GOLDBERG, Dennis, I.; 109 Bent Road, Sudbury, MA 01776 (US).</p> <p>(74) Agents: ELMORE, Carolyn, S. et al.; Hamilton, Brook, Smith &amp; Reynolds, P.C., Two Militia Drive, Lexington, MA 02173 (US).</p>	08/878,422	18 June 1997 (18.06.97)	US	08/927,247	11 September 1997 (11.09.97)	US	08/979,096	26 November 1997 (26.11.97)	US	<p>(81) Designated States: AL, AM, AT, AU, AZ, BA, BB, BG, BR, BY, CA, CH, CN, CU, CZ, DE, DK, EE, ES, FI, GB, GE, GH, GM, GW, HU, ID, IL, IS, JP, KE, KG, KP, KR, KZ, LC, LK, LR, LS, LT, LU, LV, MD, MG, MK, MN, MW, MX, NO, NZ, PL, PT, RO, RU, SD, SE, SG, SI, SK, SL, TJ, TM, TR, TT, UA, UG, UZ, VN, YU, ZW, ARIPO patent (GH, GM, KE, LS, MW, SD, SZ, UG, ZW), Eurasian patent (AM, AZ, BY, KG, KZ, MD, RU, TJ, TM), European patent (AT, BE, CH, CY, DE, DK, ES, FI, FR, GB, GR, IE, IT, LU, MC, NL, PT, SE), OAPI patent (BF, BJ, CF, CG, CI, CM, GA, GN, ML, MR, NE, SN, TD, TG).</p> <p><b>Published</b> <i>With international search report.</i></p>
08/878,422	18 June 1997 (18.06.97)	US								
08/927,247	11 September 1997 (11.09.97)	US								
08/979,096	26 November 1997 (26.11.97)	US								
(54) Title: POLYALLYLAMINE POLYMERS FOR TREATING HYPERCHOLESTEROLEMIA										
$  \begin{array}{c}  (\text{CH}_2 - \text{CH})_n \\    \\  (\text{CH}_2)_x \\    \\  \text{NH}_2  \end{array}  \quad (1)  $										
<p>(57) Abstract</p> <p>A method for removing bile salts from a patient that includes administering to the patient a therapeutically effective amount of a non-absorbable amine polymer characterized by a repeat unit having formula (1), and salts thereof, where n is a positive integer and x is zero or an integer between 1 and about 4.</p>										

**FOR THE PURPOSES OF INFORMATION ONLY**

Codes used to identify States party to the PCT on the front pages of pamphlets publishing international applications under the PCT.

AL	Albania	ES	Spain	LS	Lesotho	SI	Slovenia
AM	Armenia	FI	Finland	LT	Lithuania	SK	Slovakia
AT	Austria	FR	France	LU	Luxembourg	SN	Senegal
AU	Australia	GA	Gabon	LV	Larvia	SZ	Swaziland
AZ	Azerbaijan	GB	United Kingdom	MC	Monaco	TD	Chad
BA	Bosnia and Herzegovina	GE	Georgia	MD	Republic of Moldova	TG	Togo
BB	Barbados	GH	Ghana	MG	Madagascar	TJ	Tajikistan
BE	Belgium	GN	Guinea	MK	The former Yugoslav Republic of Macedonia	TM	Turkmenistan
BF	Burkina Faso	GR	Greece	ML	Mali	TR	Turkey
BG	Bulgaria	HU	Hungary	MN	Mongolia	TT	Trinidad and Tobago
BJ	Benin	IE	Ireland	MR	Mauritania	UA	Ukraine
BR	Brazil	IL	Israel	MW	Malawi	UG	Uganda
BY	Belarus	IS	Iceland	MX	Mexico	US	United States of America
CA	Canada	IT	Italy	NE	Niger	UZ	Uzbekistan
CF	Central African Republic	JP	Japan	NL	Netherlands	VN	Viet Nam
CG	Congo	KE	Kenya	NO	Norway	YU	Yugoslavia
CH	Switzerland	KG	Kyrgyzstan	NZ	New Zealand	ZW	Zimbabwe
CI	Côte d'Ivoire	KP	Democratic People's Republic of Korea	PL	Poland		
CM	Cameroon	KR	Republic of Korea	PT	Portugal		
CN	China	KZ	Kazakstan	RO	Romania		
CU	Cuba	LC	Saint Lucia	RU	Russian Federation		
CZ	Czech Republic	LI	Liechtenstein	SD	Sudan		
DE	Germany	LK	Sri Lanka	SE	Sweden		
DK	Denmark	LR	Liberia	SG	Singapore		
EE	Estonia						

## POLYALLYLAMINE POLYMERS FOR TREATING HYPERCHOLESTEROLEMIA

### BACKGROUND OF THE INVENTION

Reabsorption of bile acids from the intestine conserves lipoprotein  
5 cholesterol in the bloodstream. Conversely, blood cholesterol levels can be  
diminished by reducing reabsorption of bile acids.

One method of reducing the amount of bile acids that are reabsorbed and,  
thus, reducing serum cholesterol is the oral administration of compounds that  
sequester the bile acids and cannot themselves be absorbed. The sequestered bile  
10 acids consequently are excreted.

Compounds which have been suggested for bile acid sequestration include  
various ion exchange polymers. One such polymer is cholestyramine, a copolymer  
of divinylbenzene/styrene and trimethylammonium methylstyrene. It has been long  
recognized that this polymer is unpalatable, gritty, and constipating. More recently,  
15 various polymers have been suggested which are characterized by hydrophobic  
substituents and quaternary ammonium radicals substituted upon an amine polymer  
backbone (Ahlers, *et al.* U.S. Patent 5,428,112 and 5,430,110 and McTaggart, *et al.*,  
U.S. Patent 5,462,730, which are incorporated herein by reference).

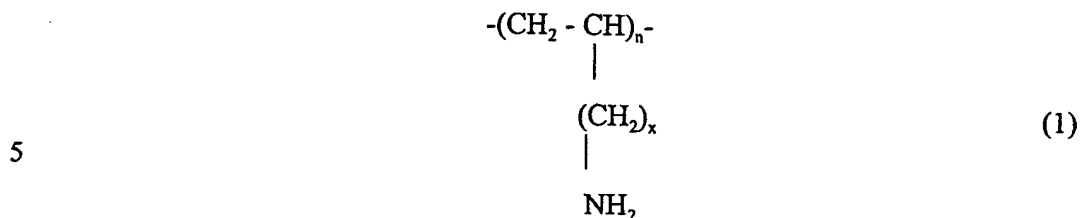
Thus, there is still a need to discover superior bile acid sequestrants.

### 20 SUMMARY OF THE INVENTION

The invention relates to the unexpected discovery that a new class of ion  
exchange resins have improved bile salt sequestration properties resulting in reduced  
dosages, which improve patient tolerance and compliance, thereby improving the  
palatability of the composition and are relatively easy to manufacture. The  
25 polymers, employed in the invention comprise non-absorbable, and optionally cross-  
linked polyamines as defined herein. The properties of the polymer which gave rise  
to the present invention were discovered during clinical trials of the polymer for its  
use in binding phosphate in patients suffering from hyperphosphatemia. The  
polyamines of the invention are characterized by one or more monomeric units of

-2-

the formula:



and salts thereof, where n is a positive integer and x is 0 or an integer between 1 and about 4. The polymer can be characterized by the substantial absence of one or more alkylated amine monomers and/or the substantial absence of one or more trialkylammonium alkyl groups. In preferred embodiments, the polymer is crosslinked by means of a multifunctional crosslinking agent.

The invention provides an effective treatment for removing bile salts from a patient (and thereby reducing the patient's cholesterol level), particularly in patients with a serum LDL level of at least about 130 mg/dL. The invention also provides for the use of the polymers described herein for the manufacture of a medicament for the treatment of hypercholesterolemia or for bile acid sequestration.

Other features and advantages will be apparent from the following description of the preferred embodiments thereof and from the claims.

#### BRIEF DESCRIPTION OF THE DRAWING

The Figure presents the effect of cross-linked polyallylamine on LDL cholesterol relative to baseline LDL cholesterol.

#### DETAILED DESCRIPTION OF THE INVENTION

As described above, the polymers employed in the invention comprise, optionally cross-linked polyamines characterized by the formula above. Preferred polymers are polyallylamine or polyvinylamine. Importantly, the polymers can be characterized by the substantial absence of substituted or unsubstituted alkyl substituents on the amino group of the monomer, such as obtained in the alkylation of an amine polymer. That is, the polymer can be characterized in that the polymer is substantially free of alkylated amine monomers.

The polymer can be a homopolymer or a copolymer of one or more amine-containing monomers or non-amine containing monomers. Where copolymers are manufactured with the monomer of the above formula, the comonomers are preferably inert, non-toxic and/or possess bile acid sequestration properties. Examples of suitable non-amine-containing monomers include vinylalcohol, acrylic

acid, acrylamide, and vinylformamide. Examples of amine containing monomers preferably include monomers having the Formula 1 above. Preferably, the monomers are aliphatic. Most preferably, the polymer is a homopolymer, such as a homopolyallylamine or homopolyvinylamine.

5 Preferably, the polymer is rendered water-insoluble by crosslinking. The cross-linking agent can be characterized by functional groups which react with the amino group of the monomer. Alternatively, the crosslinking group can be characterized by two or more vinyl groups which undergo free radical polymerization with the amine monomer.

10 Examples of suitable crosslinking agents include acryloyl chloride, epichlorohydrin, butanedioldiglycidyl ether, ethanedioldiglycidyl ether, and dimethyl succinate.

A preferred crosslinking agent is epichlorohydrin because of its high availability and low cost. Epichlorohydrin is also advantageous because of its low  
15 molecular weight and hydrophilic nature, maintaining the water-swellability of the polyamine gel.

The level of crosslinking makes the polymers insoluble and substantially resistant to absorption and degradation, thereby limiting the activity of the polymer to the gastrointestinal tract. Thus, the compositions are non-systemic in their  
20 activity and will lead to reduced side-effects in the patient. Typically, the cross-linking agent is present in an amount from about 0.5-25% (more preferably about 2.5-20% and most preferably 1-10%) by weight, based upon total weight of monomer plus crosslinking agent.

Typically, the amount of crosslinking agent that is reacted with the amine  
25 polymer is sufficient to cause between about 0.5 and twenty percent of the amines. In a preferred embodiment, between about 0.5 and 20 percent of the amine groups react with the crosslinking agent.

Preferred polymers of the invention are generally known in the art. Holmes-Farley, *et al.* (US Patent 5,496,545), describes the use of aliphatic amine polymers in  
30 the treatment of hyperphosphatemia. These polymers have also been suggested for use in the treatment of iron-overload (Mandeville, *et al.*, US Patent 5,487,888). The teachings of both of these patents are incorporated herein by reference.

Non-cross-linked and cross-linked polyallylamine and polyvinylamine are generally known in the art and/or are commercially available. Methods for the  
35 manufacture of polyallylamine and polyvinylamine, and cross-linked derivatives thereof, are described in the above US Patents, the teachings of which are incorporated entirely by reference. Harada *et al.* (US Patent Nos. 4,605,701 and

4,528,347, which are incorporated herein by reference in their entirety) also describe methods of manufacturing polyallylamine and cross-linked polyallylamine.

As described above the polymer can be administered in the form of a salt. By "salt" it is meant that the nitrogen group in the repeat unit is protonated to create  
5 a positively charged nitrogen atom associated with a negatively charged counterion.

The cationic counterions can be selected to minimize adverse effects on the patient, as is more particularly described below. Examples of suitable counterions include  $\text{Cl}^-$ ,  $\text{Br}^-$ ,  $\text{CH}_3\text{OSO}_3^-$ ,  $\text{HSO}_4^-$ ,  $\text{SO}_4^{2-}$ ,  $\text{HCO}_3^-$ ,  $\text{CO}_3^{2-}$ , acetate, lactate, succinate, propionate, butyrate, ascorbate, citrate, maleate, folate, an amino acid derivative, a  
10 nucleotide, a lipid, or a phospholipid. The counterions can be the same as, or different from, each other. For example, the reaction product can contain two different types of counterions, both of which are exchanged for the bile salts being removed.

The polymers according to the invention can be administered orally to a  
15 patient in a dosage of about 1 mg/kg/day to about 1 g/kg/day, preferably between about 5 mg/kg/day to about 200 mg/kg/day (such as between about 10 mg/kg/day to about 200 mg/kg/day); the particular dosage will depend on the individual patient (e.g., the patient's weight and the extent of bile salt removal required). The polymer can be administered either in hydrated or dehydrated form, and can be flavored or  
20 added to a food or drink, if desired to enhance patient acceptability. Additional ingredients such as other bile acid sequestrants, drugs for treating hypercholesterolemia, atherosclerosis or other related indications, or inert ingredients, such as artificial coloring agents can be added as well.

Examples of suitable forms for administration include tablets, capsules, and  
25 powders (e.g., for sprinkling on food) or mixing in water or juice). The tablet, capsule, or powder can be coated with a substance capable of protecting the composition from disintegration in the esophagus but will allow disintegration as the composition in the stomach and mixing with food to pass into the patient's small intestine. The polymer can be administered alone or in combination with a  
30 pharmaceutically acceptable carrier substance, e.g., magnesium carbonate, lactose, or a phospholipid with which the polymer can form a micelle.

The invention can be used to treat patients, preferably humans, with hypercholesterolemia, particularly patients with a serum LDL level which exceeds about 130 mg/dL.

35 The invention will now be described more specifically by the examples.

## EXAMPLES

## A. Polymer Preparation

## 1. Preparation of Poly(vinylamine)

The first step involved the preparation of ethylidenebisacetamide.

5 Acetamide (118 g), acetaldehyde (44.06 g), copper acetate (0.2 g), and water (300 mL) were placed in a 1 L three neck flask fitted with condenser, thermometer, and mechanical stirred. Concentrated HCl (34 mL) was added and the mixture was heated to 45-50°C with stirring for 24 hours. The water was then removed *in vacuo* to leave a thick sludge which formed crystals on cooling to 5°C. Acetone (200 mL)  
10 was added and stirred for a few minutes, after which the solid was filtered off and discarded. The acetone was cooled to 0°C and solid was filtered off. This solid was rinsed in 500 mL acetone and air dried 18 hours to yield 31.5 g of ethylidenebisacetamide.

The next step involved the preparation of vinylacetamide from ethylidenebisacetamide. Ethylidenebisacetamide (31.05 g), calcium carbonate (2 g) and celite  
15 541 (2 g) were placed in a 500 mL three neck flask fitted with a thermometer, a mechanical stirred, and a distilling heat atop a Vigroux column. The mixture was vacuum distilled at 24 mm Hg by heating the pot to 180-225°C. Only a single fraction was collected (10.8 g) which contained a large portion of acetamide in  
20 addition to the product (determined by NMR). This solid product was dissolved in isopropanol (30 mL) to form the crude vinylacetamide solution used for polymerization.

Crude vinylacetamide solution (15 mL), divinylbenzene (1 g, technical grade, 55% pure, mixed isomers), and AIBN (0.3 g) were mixed and heated to reflux  
25 under a nitrogen atmosphere for 90 minutes, forming a solid precipitate. The solution was cooled, isopropanol (50 mL) was added, and the solid was collected by centrifugation. The solid was rinsed twice in isopropanol, once in water, and dried in a vacuum oven to yield 0.8 g of poly(vinylacetamide), which was used to prepare poly(vinylamine).

30 Poly(vinylacetamide) (0.79 g) was placed in a 100 mL one neck flask containing water (25 mL) and conc. HCl (25 mL). The mixture was refluxed for 5 days, after which the solid was filtered off, rinsed once in water, twice in isopropanol, and dried in a vacuum oven to yield 0.77 g of product. Infrared spectroscopy indicated that a significant amount of the amide (1656 cm<sup>-1</sup>) remained and that not much  
35 amine (1606 cm<sup>-1</sup>) was formed. The product of this reaction (~0.84 g) was suspended in NaOH (46 g) and water (46 g) and heated to boiling (~140°C). Due to foaming the temperature was reduced and maintained at ~100°C for 2 hours. Water

-6-

(100 mL) was added and the solid collected by filtration. After rinsing once in water the solid was suspended in water (500 mL) and adjusted to pH 5 with acetic acid. The solid was again filtered off, rinsed with water, then isopropanol, and dried in a vacuum oven to yield 0.51 g of product. Infrared spectroscopy indicated that significant amine had been formed.

## 2. Preparation of Poly(allylamine) hydrochloride

To a 2 liter, water-jacketed reaction kettle equipped with (1) a condenser topped with a nitrogen gas inlet, (2) a thermometer, and (3) a mechanical stirrer was added concentrated hydrochloric acid (360 mL). The acid was cooled to 5°C using circulating water in the jacket of the reaction kettle (water temperature = 0°C). Allylamine (328.5 mL, 250 g) was added dropwise with stirring while maintaining the reaction temperature at 5-10°C. After addition was complete, the mixture was removed, placed in a 3 liter one-neck flask, and 206 g of liquid was removed by rotary vacuum evaporation at 60°C. Water (20 mL) was then added and the liquid was returned to the reaction kettle. Azobis(amidinopropane) dihydrochloride (0.5 g) suspended in 11 mL of water was then added. The resulting reaction mixture was heated to 50°C under a nitrogen atmosphere with stirring for 24 hours. Additional azobis(amidinopropane) dihydrochloride (5 mL) suspended in 11 mL of water was then added, after which heating and stirring were continued for an additional 44 hours.

At the end of this period, distilled water (100 mL) was added to the reaction mixture and the liquid mixture allowed to cool with stirring. The mixture was then removed and placed in a 2 liter separatory funnel, after which it was added dropwise to a stirring solution of methanol (4 L), causing a solid to form. The solid was removed by filtration, re-suspended in methanol (4 L), stirred for 1 hour, and collected by filtration. The methanol rinse was then repeated one more time and the solid dried in a vacuum oven to afford 215.1 g of poly(allylamine) hydrochloride as a granular white solid.

## 3. Preparation of Poly(allylamine) hydrochloride crosslinked with epichlorohydrin

To a 5 gallon vessel was added poly(allylamine) hydrochloride prepared as described in Example 2 (1 kg) and water (4 L). The mixture was stirred to dissolve the hydrochloride and the pH was adjusted by adding solid NaOH (284 g). The resulting solution was cooled to room temperature, after which epichlorohydrin crosslinking agent (50 mL) was added all at once with stirring. The resulting mixture was stirred gently until it gelled (about 35 minutes). The crosslinking



-7-

reaction was allowed to proceed for an additional 18 hours at room temperature, after which the polymer gel was removed and placed in portions in a blender with a total of 10 L of water. Each portion was blended gently for about 3 minutes to form coarse particles which were then stirred for 1 hour and collected by filtration. The solid was rinsed three times by suspending it in water (10 L, 15 L, 20 L), stirring each suspension for 1 hour, and collecting the solid each time by filtration. The resulting solid was then rinsed once by suspending it in isopropanol (17 L), stirring the mixture for 1 hour, and then collecting the solid by filtration, after which the solid was dried in a vacuum oven at 50°C for 18 hours to yield about 677 g of the cross linked polymer as a granular, brittle, white solid.

4. Preparation of Poly(allylamine) hydrochloride crosslinked with butanedioldiglycidyl ether

To a 5 gallon vessel was added poly(allylamine) hydrochloride prepared as described in Example 2 (500 g) and water (2 L). The mixture was stirred to dissolve the hydrochloride and the pH was adjusted to 10 by adding solid NaOH (134.6 g). The resulting solution was cooled to room temperature in the vessel, after which 1,4-butanedioldiglycidyl ether crosslinking agent (65 mL) was added all at once with stirring. The resulting mixture was stirred gently until it gelled (about 6 minutes). The crosslinking reaction was allowed to proceed for an additional 18 hours at room temperature, after which the polymer gel was removed and dried in a vacuum oven at 75°C for 24 hours. The dry solid was then ground and sieved to -30 mesh, after which it was suspended in 6 gallons of water and stirred for 1 hour. The solid was then filtered off and the rinse process repeated two more times. The resulting solid was then air dried for 48 hours, followed by drying in a vacuum oven at 50°C for 24 hours to yield about 415 g of the crosslinked polymer as a white solid.

5. Preparation of Poly(allylamine) hydrochloride crosslinked with ethanedioldiglycidyl ether

To a 100 mL beaker was added poly(allylamine) hydrochloride prepared as described in Example 2 (10 g) and water (40 mL). The mixture was stirred to dissolve the hydrochloride and the pH was adjusted to 10 by adding solid NaOH. The resulting solution was cooled to room temperature in the beaker, after which 1,2-ethanedioldiglycidyl ether crosslinking agent (2.0 mL) was added all at once with stirring. The resulting mixture was stirred gently until it gelled (about 4 minutes). The crosslinking reaction was allowed to proceed for an additional 18 hours at room temperature, after which the polymer gel was removed and blended in

500 mL of methanol. The solid was then filtered off and suspended in water (500 mL). After stirring for 1 hour, the solid was filtered off and the rinse process repeated. The resulting solid was rinsed twice in isopropanol (400 mL) and then dried in a vacuum oven at 50°C for 24 hours to yield 8.7 g of the crosslinked polymer as a white solid.

6. Preparation of Poly(allylamine) hydrochloride crosslinked with dimethylsuccinate

To a 500 mL round-bottomed flask was added poly(allylamine) hydrochloride prepared as described in Example 2 (10 g), methanol (100 mL), and triethylamine (10 mL). The mixture was stirred and dimethylsuccinate crosslinking agent (1 mL) was added. The solution was heated to reflux and the stirring discontinued after 30 minutes. After 18 hours, the solution was cooled to room temperature, and the solid filtered off and blended in 400 mL of isopropanol. The solid was then filtered off and suspended in water (1 L). After stirring for 1 hour, the solid was filtered off and the rinse process repeated two more times. The solid was then rinsed once in isopropanol (800 mL) and dried in a vacuum oven at 50°C for 24 hours to yield 5.9 g of the crosslinked polymer as a white solid.

An aqueous solution of poly(allylamine hydrochloride) (550 lb of a 50.7% aqueous solution) was diluted with water (751 lb) and neutralized with aqueous sodium hydroxide (171 lb of a 50% aqueous solution). The solution was cooled to approximately 25° C and acetonitrile (1340 lb) and epichlorohydrin (26.2 lb) were added. The solution was stirred vigorously for 21 hours. During this time, the reactor contents changed from two liquid phases to a slurry of particles in a liquid. The solid gel product was isolated by filtration. The gel was washed in an elutriation process with water (136,708 lb). The gel was isolated by filtration and rinsed with isopropanol. The gel was slurried with isopropanol (1269 lb) and isolated by filtration. The isopropanol/water wet gel was dried in a vacuum dryer at 60°C. The dried product was ground to pass through a 50 mesh screen to give a product suitable for pharmacologic use (166 lb, 73%).

7. Effect on serum cholesterol levels in humans

Hemodialysis patients on stable doses of calcium and/or aluminum based phosphate binders entered a one-week screening period. The phosphate binders were discontinued.

Those patients developing hyperphosphatemia (serum P<sub>04</sub>>6.0 mg/dL) during the wash-out period were eligible for drug treatment. A RenaGel® binder (epichlorohydrin cross-linked polyallylamine, GelTex Pharmaceuticals, Inc.,

Waltham, MA) starting dose was based on the degree of hyperphosphatemia. Starting doses were either two, three, or four 465 mg capsules three times per day with meals. At the end of each of three subsequent two week periods, the dose of RenaGel® binder was increased by one capsule per meal as necessary to achieve a serum phosphorus between 2.5 and 5.5 mg/dL, inclusive. If the serum phosphorus fell to less than 2.5 mg/dL, the RenaGel® binder dose was decreased by one to three capsules per day to elevate the serum phosphorus to above 2.5 mg/dL.

When the serum calcium fell below normal (defined by the central laboratory normal range) during the study, the serum calcium level was returned to within the normal range by adding an evening calcium supplement of up to 1,000 mg of elemental calcium as the carbonate salt on an empty stomach at bedtime or the dialysate calcium concentration was increased. TUMS EX® 750 mg tablets containing 300 mg of elemental calcium were provided. Other brands of calcium carbonate or calcium acetate were used if the patient preferred another formulation.

At the conclusion of the treatment period, any remaining RenaGel® capsules were retrieved and the patient was kept off phosphate binder for two weeks. After this second wash-out period, patients discontinued any evening calcium supplements and returned to their original phosphate binders.

Weekly throughout this period, on Mondays (MWF patients) and Tuesdays (TTS patients), the patients gave blood for the laboratory studies just prior to dialysis. On the Wednesdays (MWF patients) and Thursdays (TTS patients) of the same weeks, the investigator inquired if the patient experienced any adverse events or had changes in medications that might indicate adverse events and reviewed the results of the laboratory tests.

Dietary intakes of phosphorus were assessed on selected days in the first wash-out, treatment, and second wash-out periods by 24-hour recall methods by nutritionists from the University of Massachusetts Medical Center.

Approximately 216 hemodialysis patients on stable doses of phosphate binders were entered into the study. The patients had to have well controlled serum phosphorus and not have any clinically significant unstable medical conditions. Only those patients who were hyperphosphatemic (serum P<sub>04</sub><6.0 mg/dL) during the first washout period (approximately 180 patients) received treatment.

The polymer was supplied as capsules containing 500 mg of polymer. Each patient started on one of three doses of polymer: (i) 2 capsules (0.93 g) three times per day with meals; (ii) 3 capsules (1.4 g) three times per day with meals; and (iii) 4 capsules (1.86 g) three times per day with meals.

Parameter	Visit	Overall				Low			Dose Level***				High		
		N	Mean	Std Dev	P-Value*	N	mean	Std Dev	N	Mean	Std Dev	N	Mean	Std Dev	P-Value**
Total Cholesterol (mg/dL)	-1	28	214.6	41.2		13	217.0	42.4	3	267.3	57.4	12	198.8	23.8	0.0978
	2	29	221.7	35.6		13	216.5	35.0	4	261.8	46.1	12	214.0	25.1	0.0790
	6	28	182.2	46.2		12	186.8	44.1	4	234.8	63.1	12	160.1	25.6	0.0222
	10	25	184.7	48.5		12	195.5	47.7	4	223.5	52.9	9	153.1	29.0	0.0181
	10/Final	25	184.7	48.5		12	195.5	47.7	4	223.5	52.9	9	153.1	29.0	0.0181
LDL Cholesterol (mg/dL)	Change(10/Final-2)	25	-37.2	29.0	<0.0001	12	-22.3	27.3	4	-38.3	25.3	9	-56.7	22.3	0.0098
	12	25	208.1	42.1		12	202.6	38.4	4	267.3	45.6	9	189.2	18.0	0.0291
	Change (12-10)	24	23.1	34.2	0.0006	12	7.1	40.7	4	43.8	12.9	8	36.8	16.2	0.0306
	-1	27	145.0	34.1		12	147.2	32.2	3	191.1	40.2	12	131.2	24.9	0.0494
	2	29	154.6	27.4		13	147.4	16.3	4	184.6	46.2	12	152.3	25.3	0.1441
	6	28	110.5	33.4		12	113.3	32.4	4	150.5	43.9	12	94.5	17.3	0.0085
	10	25	109.0	37.7		12	109.5	34.6	4	141.0	45.6	9	94.2	32.7	0.1750
	10/Final	25	109.0	37.7		12	109.5	34.6	4	141.0	45.6	9	94.2	32.7	0.1750
	Change(10/Final-2)	25	-45.7	29.3	<0.0001	12	-38.0	29.0	4	-43.6	28.0	9	-56.8	29.9	0.2972
	12	25	141.0	33.6		12	132.3	20.9	4	194.2	37.9	9	129.0	23.8	0.0221
Change (12-10)	24	33.0	24.8	<0.0001	12	22.8	23.6	4	53.2	17.9	8	38.2	23.9	0.0503	

Parameter	Visit	Overall				Low			Dose Level***			High			
		N	Mean	Std Dev	P-Value*	N	mean	Std Dev	N	Mean	Std Dev	N	Mean	Std Dev	P-Value**
HDL Cholesterol (mg/dL)	-1	27	37.6	9.4		12	39.6	10.1	3	32.7	4.7	12	36.8	9.6	0.5108
	2	29	36.4	9.2		13	37.8	9.8	4	31.3	5.0	12	36.5	9.6	0.4077
	6	28	38.5	10.5		12	40.3	13.1	4	37.0	7.4	12	37.3	8.6	0.6622
	10	25	36.5	11.1		12	41.3	12.0	4	34.5	6.1	9	30.9	9.3	0.1053
	10/Final	25	36.5	11.1		12	41.3	12.0	4	34.5	6.1	9	30.9	9.3	0.1053
	Change(10/Final-2)	25	0.8	9.0	0.2823	12	2.8	10.3	4	3.3	3.0	9	-3.0	8.2	0.1000
	12	25	38.6	11.3		12	42.0	10.1	4	35.5	5.3	9	35.6	14.2	0.1986
	Change(12-10)	24	0.9	8.5	0.8018	12	0.7	7.7	4	1.0	2.7	8	1.3	11.8	0.7914
	-1	28	165.8	80.5		13	164.7	93.9	3	217.7	113.0	12	153.9	55.3	0.5796
	2	29	153.9	92.3		13	156.3	103.7	4	229.5	104.0	12	126.2	64.0	0.2165
Triglycerides (mg/dL)	6	28	165.5	89.5		12	165.7	80.8	4	236.5	123.4	12	141.7	80.7	0.2408
	10	25	196.2	165.3		12	223.4	222.6	4	240.0	65.1	9	140.3	81.8	0.0994
	10/Final	25	196.2	165.3		12	223.4	222.6	4	240.0	65.1	9	140.3	81.8	0.0994
	Change(10/Final-2)	25	38.2	150.6	0.3161	12	64.3	214.4	4	10.5	55.2	9	15.8	41.0	0.9199
	12	25	142.5	91.2		12	141.7	107.2	4	188.0	76.3	9	123.4	74.3	0.2964
	Change(12-10)	24	-54.0	151.3	0.0135	12	-81.8	209.6	4	-52.0	34.7	8	-13.4	49.7	0.2320

\* Wilcoxon Signed Rank Test \*\* Kruskal-Wallis Exact Test \*\*\* Dose level defined using the last actual dose during study

-12-

#### 8. Effect in Healthy Young and Old, Male and Female Volunteers

Eight young (19-40 years of age) and eight old (65 years of age and older) healthy volunteer male and female subjects received 2.325 grams of RenaGel® binder (epichlorohydrin cross-linked polyallylamine) three times per day with meals for 32 days. All drug doses were administered with meals served at a clinical research center for the entire 32 day study. On day 0, a 10 mL blood sample was drawn prior to the morning meal and analyzed for plasma cholesterol levels. On day 32 a second 10 mL blood sample was drawn prior to the morning meal. Subjects were released from the study after the morning meal on day 32. Plasma triglycerides and HDL were measured and LDL cholesterol was calculated by the Friedewald formula.

The Figure presents the effect of the the polymer on LDL cholesterol relative to baseline LDL cholesterol. The higher the baseline cholesterol in these normal volunteers, the greater the decline in LDL cholesterol. LDL cholesterol declined by a mean of 42 mg/dL for the entire 16 patient cohort. Five patients in the study had baseline LDL cholesterol lower than 100 mg/dL. The decline in LDL cholesterol in the 11 patients with baseline LDL cholesterol > than 120 mg/dL was 52.5 mg/dL.


#### EQUIVALENTS

While this invention has been particularly shown and described with references to preferred embodiments thereof, it will be understood by those skilled in the art that various changes in form and details may be made therein without departing from the spirit and scope of the invention as defined by the appended claims.

## CLAIMS

What is claimed is:

1. A method for removing bile salts from a patient comprising administering to said patient a therapeutically effective amount of one or more crosslinked  
5 polymers characterized by a repeat unit having the formula:



10

and salts, where n is a positive integer and x is zero or an integer between 1 and about 4, said polymer characterized in that the polymer is substantially free of alkylated amine monomers.

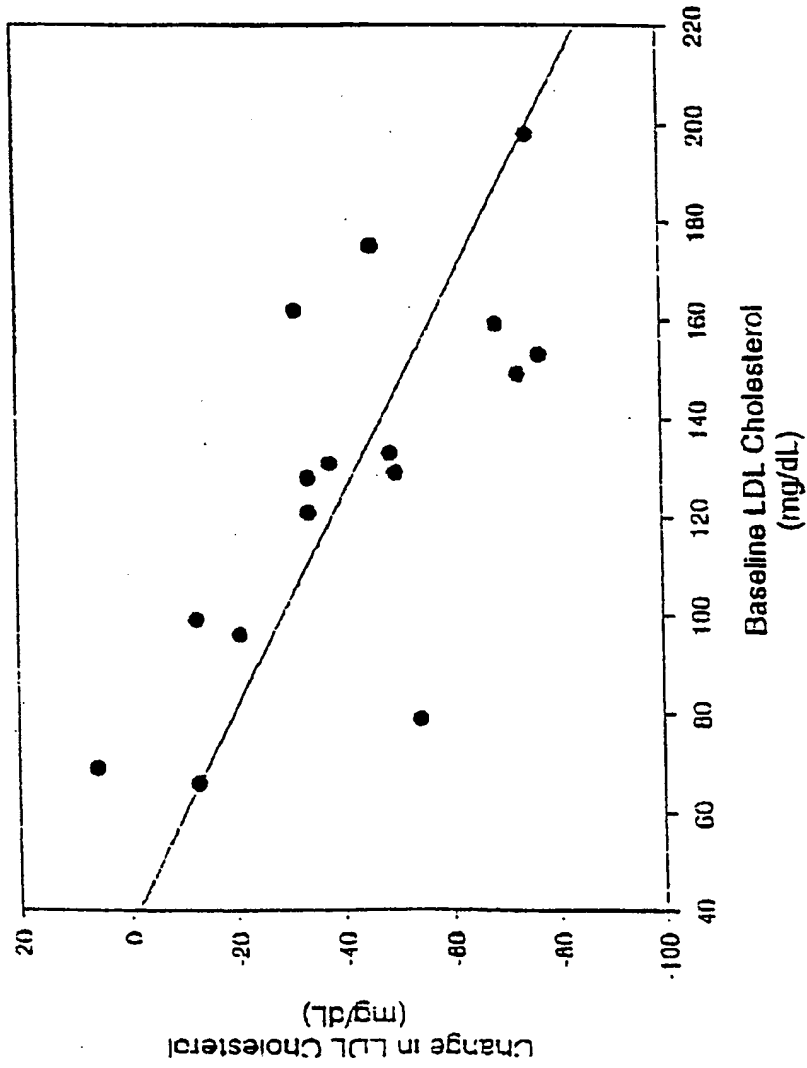
2. The method of Claim 1 wherein said polymer is crosslinked by means of a  
15 multifunctional crosslinking agent, said agent being present in an amount from about 0.5-25% by weight, based upon the combined weight of monomer and crosslinking agent.
3. The method of Claim 2 wherein said crosslinking agent is present in an amount from about 2.5-20% by weight, based upon the combined weight of  
20 monomer and crosslinking agent.
4. The method of Claim 2 wherein said crosslinking agent comprises epichlorohydrin.
5. The method of Claim 1 wherein the polymer is a homopolymer.
6. The method of Claim 5 wherein x is 1.
- 25 7. The method of Claim 5 wherein x is 0.

-14-

8. A method of removing bile salts from a patient comprising administering to said patient a therapeutically effective amount of cross-linked homopolyallylamine.
- 5 9. The method of Claim 8 wherein said cross-linked homopolyallylamine is crosslinked by means of a multifunctional crosslinking agent, said agent being present in an amount from about 1-25% by weight, based upon the combined weight of monomer and crosslinking agent.
- 10 10. The method of Claim 9 wherein said crosslinking agent is present in an amount from about 2.5-20% by weight, based upon the combined weight of monomer and crosslinking agent.
11. The method of Claim 10 wherein said crosslinking agent comprises epichlorohydrin.
- 15 12. A method of removing bile salts from a patient comprising administering to said patient a therapeutically effective amount of cross-linked homopolyvinylamine.
13. The method of Claim 12 wherein said cross-linked homopolyvinylamine is crosslinked by means of a multifunctional crosslinking agent, said agent being present in an amount from about 1-25% by weight, based upon the combined weight of monomer and crosslinking agent.
- 20 14. The method of Claim 13 wherein said crosslinking agent is present in an amount from about 2.5-20% by weight, based upon the combined weight of monomer and crosslinking agent.
15. The method of Claim 14 wherein said crosslinking agent comprises epichlorohydrin.



Change in LDL Cholesterol Relative to Baseline LDL Cholesterol  
in RenaGel Treated Normal Volunteers



# INTERNATIONAL SEARCH REPORT

International Application No

PCT/US 98/12422

**A. CLASSIFICATION OF SUBJECT MATTER**  
IPC 6 A61K31/785

According to International Patent Classification (IPC) or to both national classification and IPC

**B. FIELDS SEARCHED**

Minimum documentation searched (classification system followed by classification symbols)  
IPC 6 A61K

Documentation searched other than minimum documentation to the extent that such documents are included in the fields searched

Electronic data base consulted during the international search (name of data base and, where practical, search terms used)

**C. DOCUMENTS CONSIDERED TO BE RELEVANT**

Category *	Citation of document, with indication, where appropriate, of the relevant passages	Relevant to claim No.
X	CHEMICAL ABSTRACTS, vol. 122, no. 13, 27 March 1995 Columbus, Ohio, US; abstract no. 151392, XP002077304 see abstract	1,8,12
X	& JP 06 321786 A (SEKISUI CHEM. CO LTD) 22 November 1994 see abstract	1,8,12
A	WO 96 39449 A (GELTEX PHARMA INC ;MANDEVILLE W HARRY III (US); HOLMES FARLEY STEP) 12 December 1996 see page 1, line 22-25 see page 2, line 12-19	1-19
-/--		

Further documents are listed in the continuation of box C.

Patent family members are listed in annex.

\* Special categories of cited documents :

- "A" document defining the general state of the art which is not considered to be of particular relevance
- "E" earlier document but published on or after the international filing date
- "L" document which may throw doubts on priority claim(s) or which is cited to establish the publication date of another citation or other special reason (as specified)
- "O" document referring to an oral disclosure, use, exhibition or other means
- "P" document published prior to the international filing date but later than the priority date claimed

- "T" later document published after the international filing date or priority date and not in conflict with the application but cited to understand the principle or theory underlying the invention
- "X" document of particular relevance; the claimed invention cannot be considered novel or cannot be considered to involve an inventive step when the document is taken alone
- "Y" document of particular relevance; the claimed invention cannot be considered to involve an inventive step when the document is combined with one or more other such documents, such combination being obvious to a person skilled in the art.
- "&" document member of the same patent family

Date of the actual completion of the international search

11 September 1998

Date of mailing of the international search report

24/09/1998

Name and mailing address of the ISA

European Patent Office, P.B. 5818 Patentaan 2  
NL - 2280 HV Rijswijk  
Tel. (+31-70) 340-2040, Tx. 31 651 epo nl,  
Fax: (+31-70) 340-3016

Authorized officer

Trifilieff-Riolo, S

INTERNATIONAL SEARCH REPORT

International Application No  
PCT/US 98/12422

C.(Continuation) DOCUMENTS CONSIDERED TO BE RELEVANT		
Category *	Citation of document, with indication, where appropriate, of the relevant passages	Relevant to claim No.
A	US 5 607 669 A (HOLMES-FARLEY STEPHEN R ET AL) 4 March 1997 see page 1, left-hand column, line 40-67 see examples ---	1-19
A	WO 95 34585 A (GELTEX PHARMA INC ;HOLMES FARLEY STEPHEN RANDALL (US); MANDEVILLE) 21 December 1995 see page 2, line 22-29 see page 5, line 26-31 -----	1-19

# INTERNATIONAL SEARCH REPORT

International application No.

PCT/US 98/12422

## Box I Observations where certain claims were found unsearchable (Continuation of item 1 of first sheet)

This International Search Report has not been established in respect of certain claims under Article 17(2)(a) for the following reasons:

1.  Claims Nos.:  
because they relate to subject matter not required to be searched by this Authority, namely:  
**Remark: Although claim(s) 1-19 is(are) directed to a method of treatment of the human/animal body, the search has been carried out and based on the alleged effects of the compound/composition.**
2.  Claims Nos.:  
because they relate to parts of the International Application that do not comply with the prescribed requirements to such an extent that no meaningful International Search can be carried out, specifically:
3.  Claims Nos.:  
because they are dependent claims and are not drafted in accordance with the second and third sentences of Rule 6.4(a).

## Box II Observations where unity of invention is lacking (Continuation of item 2 of first sheet)

This International Searching Authority found multiple inventions in this international application, as follows:

1.  As all required additional search fees were timely paid by the applicant, this International Search Report covers all searchable claims.
2.  As all searchable claims could be searched without effort justifying an additional fee, this Authority did not invite payment of any additional fee.
3.  As only some of the required additional search fees were timely paid by the applicant, this International Search Report covers only those claims for which fees were paid, specifically claims Nos.:
4.  No required additional search fees were timely paid by the applicant. Consequently, this International Search Report is restricted to the invention first mentioned in the claims; it is covered by claims Nos.:

Remark on Protest

- The additional search fees were accompanied by the applicant's protest.
- No protest accompanied the payment of additional search fees.

# INTERNATIONAL SEARCH REPORT

Information on patent family members

International Application No

PCT/US 98/12422

Patent document cited in search report	A	Publication date	Patent family member(s)	Publication date
WO 9639449	A	12-12-1996	US 5618530	08-04-1997
			AU 6154396	24-12-1996
			CA 2218531	12-12-1996
			EP 0830390	25-03-1998
US 5607669	A	04-03-1997	AU 2699095	05-01-1996
			CA 2191478	21-12-1995
			CN 1150435	21-05-1997
			EP 0764174	26-03-1997
			JP 10501842	17-02-1998
			WO 9534585	21-12-1995
			US 5679717	21-10-1997
			US 5693675	02-12-1997
			US 5618530	08-04-1997
			US 5703188	30-12-1997
WO 9534585	A	21-12-1995	AU 2699095	05-01-1996
			CA 2191478	21-12-1995
			CN 1150435	21-05-1997
			EP 0764174	26-03-1997
			JP 10501842	17-02-1998
			US 5679717	21-10-1997
			US 5693675	02-12-1997
			US 5618530	08-04-1997
			US 5607669	04-03-1997
			US 5703188	30-12-1997